

FEATURES

- Glass Passivated Die Construction
- Low reverse leakage
- Low Forward Voltage Drop and High Current Capability
- Ideally Suited for Automated Assembly
- Plastic Material: UL Flammability Classification Rating 94V-0



SMBF

MECHANICAL DATA

- Case: SMBF Molded plastic
- Terminals: Pure tin plated, lead free
- Polarity: Indicated by cathode band
- Weight: 57mg (approx.)



Cathode

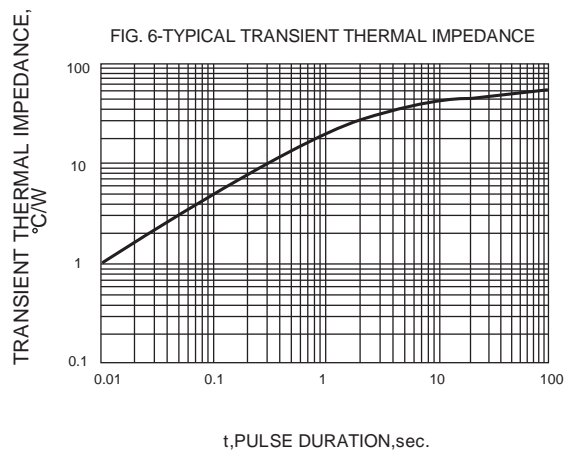
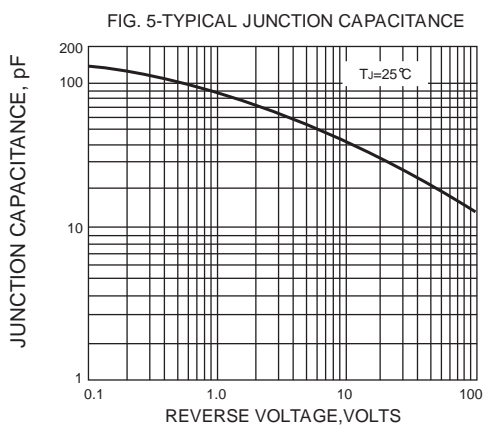
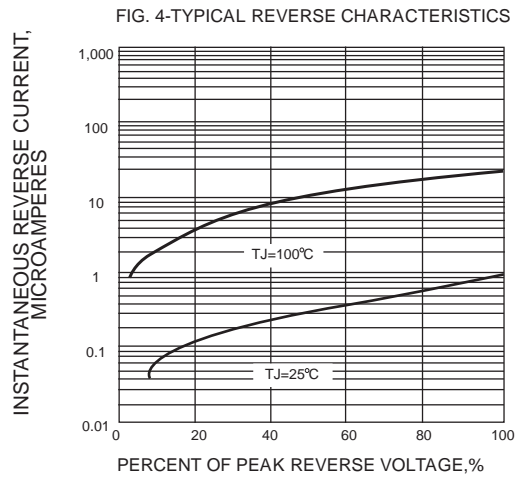
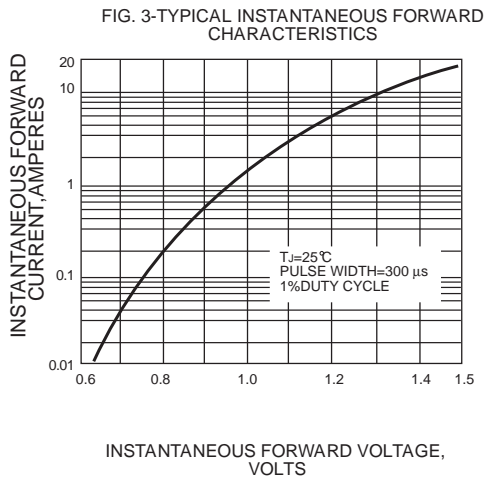
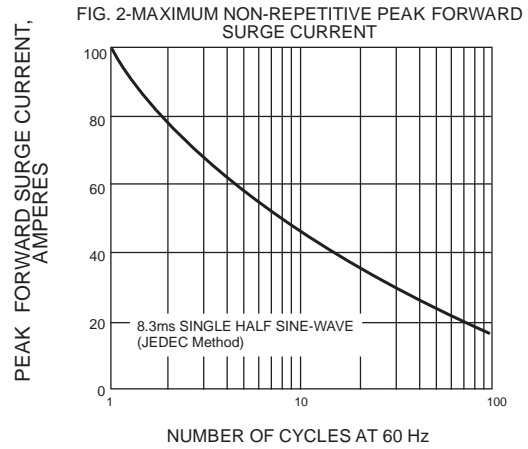
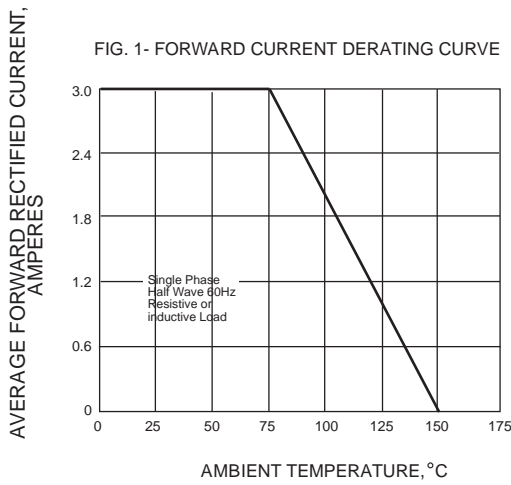
MAXIMUM RATINGS AND ELECTRICAL CHARACTERISTICS

Ratings at 25 °C ambient temperature unless otherwise specified. Single phase, half wave, 60 Hz, resistive or inductive load. For capacitive load, derate current by 20%.

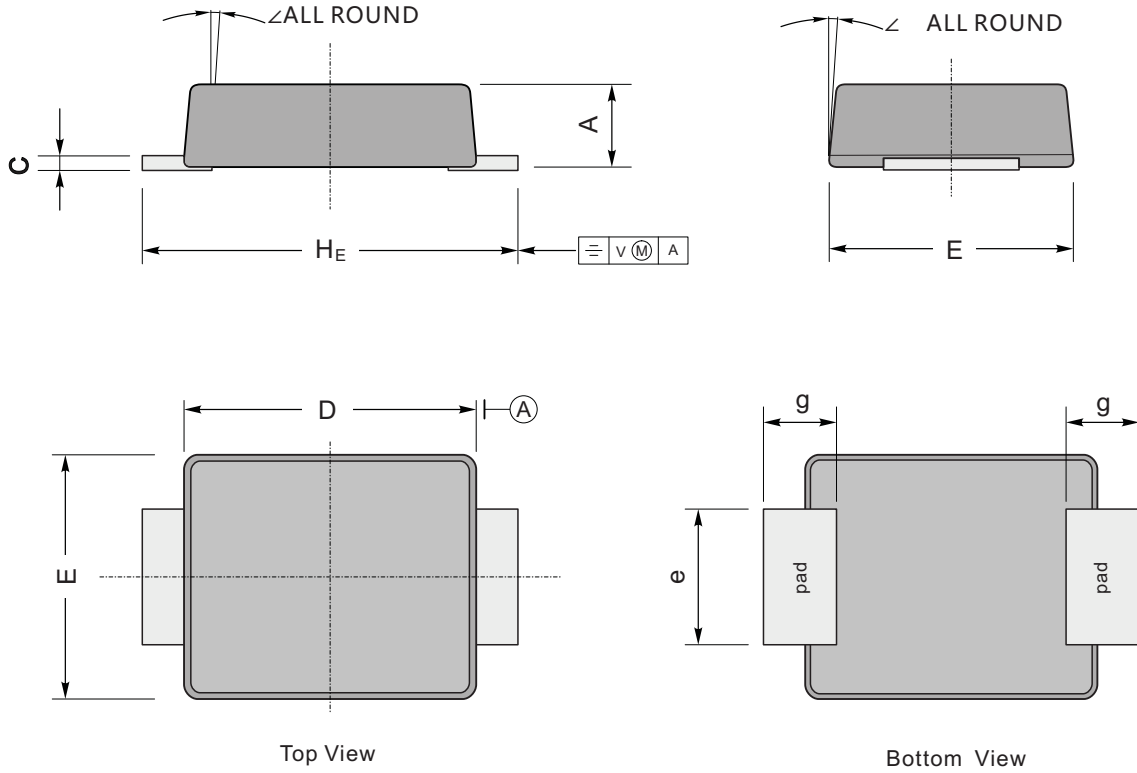
Parameter	Symbol	RS3A BF	RS3B BF	RS3D BF	RS3G BF	RS3J BF	RS3K BF	RS3M BF	Unit	
Maximum Repetitive Peak Reverse Voltage	V_{RRM}	50	100	200	400	600	800	1000	V	
Maximum RMS Voltage	V_{RMS}	35	70	140	280	420	560	700	V	
Maximum DC Blocking Voltage	V_{DC}	50	100	200	400	600	800	1000	V	
Maximum Average Forward Rectified Current at $T_A=75\text{ }^\circ\text{C}$	$I_{F(AV)}$	3.0							A	
Peak Forward Surge Current 8.3ms Single Half Sine-wave Superimposed on Rated Load (JEDEC)	I_{FSM}	100.0							A	
Maximum Instantaneous Forward Voltage at 3 A	V_F	1.3							V	
Maximum DC Reverse Current at Rated DC Blocking Voltage	I_R	$T_A = 25\text{ }^\circ\text{C}$							5.0	μA
		$T_A = 100\text{ }^\circ\text{C}$							100.0	
Maximum reverse recovery time (NOTE1)	t_{rr}	150				250	500		nS	
Typical Junction Capacitance (NOTE2)	C_J	60.0							pF	
Maximum Thermal Resistance (NOTE3)	$R_{\theta JA}$	55.0							$^\circ\text{C/W}$	
Operating and Storage Temperature Range	$T_{J,TS}$	- 50 to + 150							$^\circ\text{C}$	

Note: 1.Reverse recovery condition $I_F=0.5A, I_R=1.0A, I_{rr}=0.25A$
 2.Measured at 1MHz and applied reverse voltage of 4.0V D.C.
 3.P.C.B. mounted with 0.2x0.2"(5.0x5.0mm) copper pad areas

Typical Characteristics



SMBF Package Outline Dimensions



UNIT		A	C	D	E	H_E	e	g	\angle
mm	max	1.3	0.26	4.4	3.7	5.5	2.2	1.0	9°
	min	1.1	0.18	4.2	3.5	5.1	1.9		
mil	max	51	10	173	146	216	86	40	
	min	43	7	165	138	200	75		